

## KTF Series Datasheet

Power Fusible Wirewound Resistor | Radial  
Fiber glass core | ceramic case

### ORDERING CODE - Example

New SAP Part Nr.:

KTF	200	K	B	-	RD-	100R	AA
Serie	Power rating	Tol. J = ±5% K = ±10%	Pack-Code B = Bulk	TCR - Base on spec.	Forming type RD- = Radial	R Value	Special AA = Standard

Historical VTM Part Nr.:

KT212 - 7	10	B	100R
Type	Tol. J = ±5% K = ±10%	Pack-Code B = Bulk	R Value

### APPLICATIONS

- Automotive
- Industrial
- Power & Energy
- Consumer & Electronics
- Computer & Peripherals

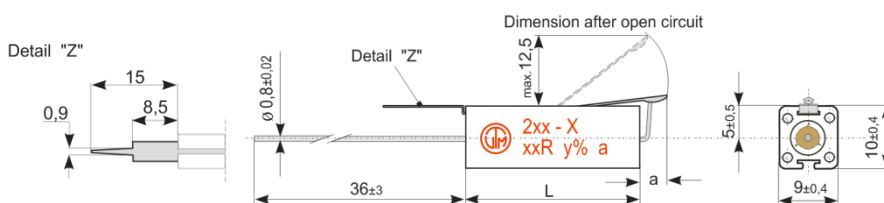
### FEATURES

- Pulse version available
- Excellent ratio power Vs Fusing
- RoHs and REACH Compliant

### ELECTRICAL SPECIFICATIONS

Type		KTF200	KTF250	KTF350
Historical Part Number		KT212 - 7	KT214 - 7	KT216 - 7
Nominal Power Rating P <sub>70</sub>	[W]	2,0	2,5	3,5
Resistance Range	Min. [Ω]	Please check the table below		
	Max. [Ω]	15K	33K	47K
(Other values upon request)				
E-Series (preferred)		E24 = 5% ; E12 = 10% (Other upon request)		
Tolerances	±[%]	J = 5% ; K = 10%		
Temperature Coefficient	±[10 <sup>-6</sup> K <sup>-1</sup> ]	Depends on the value, please check the table below		
Working Temperature Range	[°C]	-55 ... +150		
Insulation Resistance IEC60115-1 clause 4.6	[MΩ]	> 10 <sup>4</sup>		
Max. Working Voltage	[V] <sub>RMS</sub>	$\sqrt{P_{70} \times R}$		
Dielectric Withstanding Voltage IEC60115-1 clause 4.7 (1[min])	[V] <sub>RMS</sub>	2000		

### DIMENSIONS [mm]



New P/Nr. Type	Historical P/N:	L	a
KTF200	KT212 - 7	25 ±1,0	3,5 +1,0
KTF250	KT214 - 7	38 ±1,0	3,5 +1,2
KTF350	KT216 - 7	50 ±1,5	3,5 +1,5

# KTF Series Datasheet

## PERFORMANCE DATA

Type		KTF200	KTF250	KTF350
Historical Part Number		KT212 - 7	KT214 - 7	KT216 - 7
Derating Linear	[°C]	70...150 (0W)		
Climatic Category		55/150/56		
Failure Rate <i>(Total, <math>\vartheta</math>, max, 60[%] cont. lev.)</i>	[10 <sup>-9</sup> h <sup>-1</sup> ]	appr. 100 depends on value		
Endurance <i>IEC60115-1 clause 4.25 (P<sub>70</sub> @ 70[°C], 1000[h])</i>	±[%]	3		
Damp Heat, Steady State <i>IEC60115-1 clause 4.24 (40[°C], 93[% r.h.], 56[d])</i>	±[%]	2		
Climatic Sequence <i>IEC60115-1 clause 4.23</i>	±[%]	2		
Resistance to Soldering Heat <i>IEC60115-1 clause 4.18 (260[°C], 10[s])</i>	±[%]	0,2		
Terminal Strength	±[%]	1		
Terminal Tensile Strength	[N]	50		
Solderability <i>IEC60068-2-20 (245<sup>±5</sup>[°C] 3<sup>±0,5</sup>[s])</i>		Solder bath method (> 95% coverage)		
Marking <i>IEC60062</i>		Printed in clear		

## ELECTRICAL CHARACTERISTICS

### RESISTANCE RANGE (minimum)

New P/Nr. Type	Historical P/N:	±10 [%]	±5 [%]
KTF200	KT212 - 7	R075	R15
KTF250	KT214 - 7	R11	R33
KTF350	KT216 - 7	R15	R51

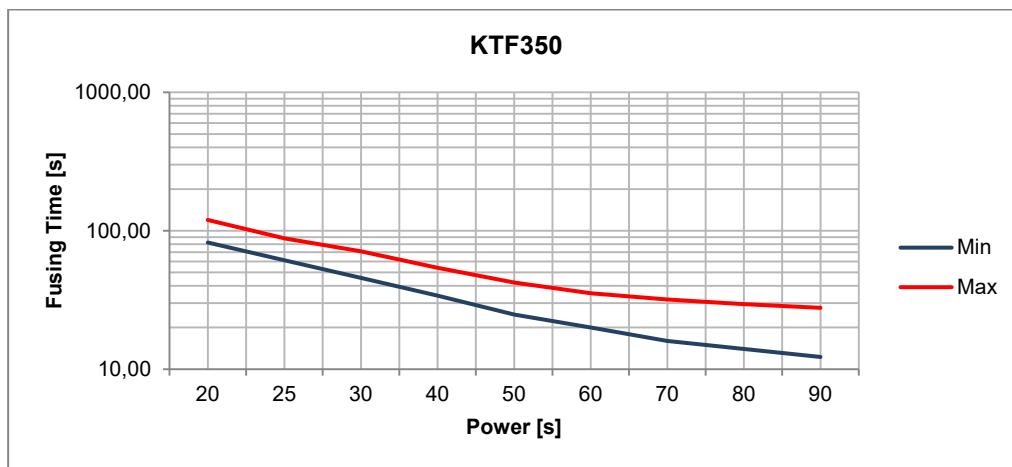
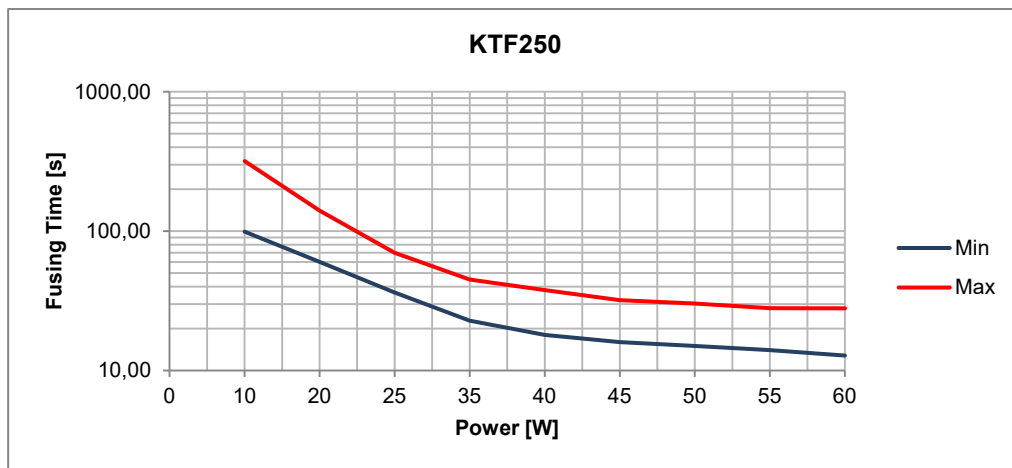
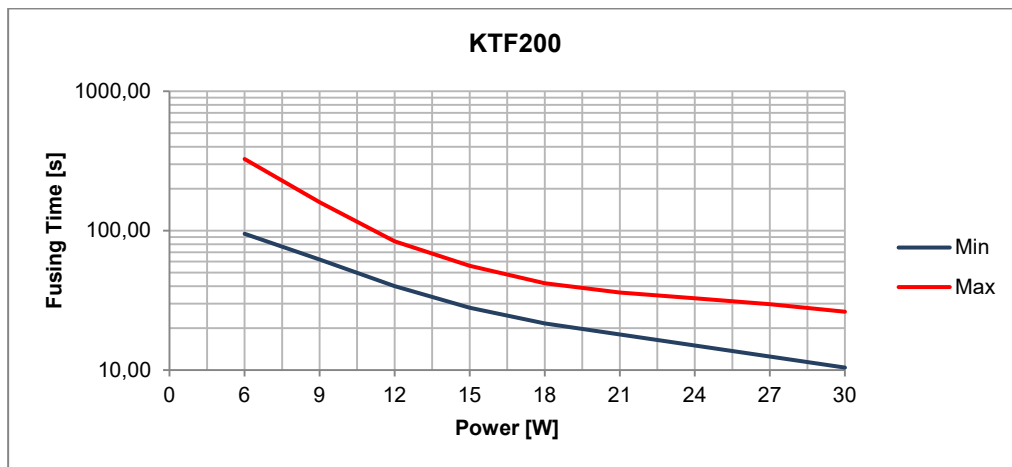
### TEMPERATURE COEFFICIENT

New P/Nr. Type	Historical P/N:	400 ± 50 ppm/K		-20 ± 60 ppm/K		0 ± 10 ppm/K	
		≥ R075	≤ R3	≥ R33	≤ 470R	≥ 510R	≤ 15K
KTF200	KT212 - 7	≥ R075	≤ R3	≥ R33	≤ 470R	≥ 510R	≤ 15K
KTF250	KT214 - 7	≥ R11	≤ R68	≥ R75	≤ 910R	≥ 1K	≤ 33K
KTF350	KT216 - 7	≥ R15	≤ 1R	≥ 1R1	≤ 1K3	≥ 1K5	≤ 47K

# KTF Series Datasheet

## FUSING TIME

Fusing time vs Power



# KTF Series Datasheet

## TEMPERATURE RISE



## PACKAGING

The standard packaging for KTF in Radial type is bulk, dimensions below.



New P/Nr. Type	Historical P/N:	Pack Code	Pieces	Forming Type
<b>KTF200</b>	KT212 - 7	<b>B = Bulk</b>	200	<b>RD- = Radial</b>
<b>KTF250</b>	KT214 - 7		200	
<b>KTF350</b>	KT216 - 7		200	